




































Computing long term overview and progression of knowledge

	Autumn 1	Autumn 2	Spring 1	Spring 2	Summer 1	Summer 2
EYFS	Using a computer; all about instructions; programming Bee-Bots; Introduction to data					
Year 1	Online Safety  Improving mouse skills 	Algorithms unplugged 		Programming Bee-Bots 		Introduction to data 
Year 2	Online Safety  What is a computer? 	Algorithms and debugging 		Scratch Jnr 		International space station 
Year 3	Online Safety  Networks and the internet 	Scratch 		Journey inside a computer 		Video trailers 
Year 4	Online Safety  Collaborative learning 	Scratch 		HTML 		Computational thinking 
Year 5	Online Safety  Search engines 	Scratch 		Mars Rover 		Stop motion 
Year 6	Online Safety  Bletchley Park 	Introduction to Python 		Big Data 		History of computers 

<u>Key</u>	
	<u>Online Safety</u>
	<u>Computing Systems and Networks</u>
	<u>Programming</u>
	<u>Data Handling</u>
	<u>Creating Media</u>

Progression of knowledge							
	EYFS	Year 1	Year 2	Year 3	Year 4	Year 5	Year 6
Online Safety		<p>To know that the internet is many devices connected to one another. To know that you should tell a trusted adult if you feel unsafe or worried online.</p> <p>To know that people you do not know on the internet (online) are strangers and are not always who they say they are.</p> <p>To know that to stay safe online it is important to keep personal information safe.</p> <p>To know that 'sharing online means giving something specific to someone else via the internet and 'posting' online means placing information on the internet.</p>	<p>To understand the difference between online and offline.</p> <p>To understand what information I should not post online.</p> <p>To know what the techniques are for creating a strong password.</p> <p>To know that you should ask permission from others before sharing about them online and that they have the right to say 'no.'</p> <p>To understand that not everything I see or read online is true.</p>	<p>To know that not everything on the internet is true: people share facts, beliefs and opinions online.</p> <p>To understand that the internet can affect your moods and feelings.</p> <p>To know that privacy settings limit who can access your important personal information, such as your name, age, gender etc.</p> <p>To know what social media is and that age restrictions apply.</p>	<p>To understand some of the methods used to encourage people to buy things online.</p> <p>To understand that technology can be designed to act like or impersonate living things.</p> <p>To understand that technology can be a distraction and identify when someone might need to limit the amount of time spent using technology.</p> <p>To understand what behaviours are appropriate in order to stay safe and be respectful online.</p>	<p>To know different ways we can communicate online.</p> <p>To understand how online information can be used to form judgements.</p> <p>To understand some ways to deal with online bullying.</p> <p>To know that apps require permission to access private information and that you can alter the permissions.</p> <p>To know where I can go for support if I am being bullied online or feel that my health is being affected by time online.</p>	<p>To know that a 'digital footprint' means the information that exists on the internet as a result of a person's online activity.</p> <p>To know what steps are required to capture bullying content as evidence.</p> <p>To understand that it is important to manage personal passwords effectively.</p> <p>To understand what it means to have a positive online reputation.</p> <p>To know some common online scams.</p>

<p>Computing Systems and networks</p>	<p>To be able to understand what a computer keyboard is and recognising some letters and numbers.</p> <p>To know that a mouse can be used to click, drag and create simple drawings.</p> <p>To know that to use a computer you need to log in to it and then log out at the end of your session.</p> <p>To know that different types of technology can be found at home and in school.</p> <p>To know that you can take simple photographs with a camera or iPad.</p> <p>To know that you must hold the camera still and ensure the subject is in the shot to take a photo.</p>	<p>To know that "log in and log out" means to begin and end a connection with a computer.</p> <p>To know that a computer and mouse can be used to click, drag, fill and select and also add backgrounds, text, layers, shapes and clip art.</p> <p>To know that passwords are important for security.</p> <p>To know that when we create something on a computer it can be more easily saved and shared than a paper version.</p> <p>To know some of the simple graphic design features of a piece of online software.</p>	<p>To know the difference between a desktop and laptop computer.</p> <p>To know that people control technology.</p> <p>To know that buttons are a form of input that give a computer an instruction about what to do (output).</p> <p>To know that computers often work together.</p>	<p>To know what a tablet is and how it is different from a laptop/desktop computer.</p> <p>To understand what a network is and how a school network might be organised.</p> <p>To know how the internet uses networks to share files.</p> <p>To know what a packet is and why it is important for website data transfer.</p> <p>To know the roles that inputs and outputs play on computers.</p> <p>To know what some of the different components inside a computer are e.g. CPU, RAM, hard drive, and how they work together.</p>	<p>To understand that software can be used collaboratively online to work as a team.</p> <p>To know that you can use images, text, transitions and animation in presentation slides.</p>	<p>To know how search engines work.</p> <p>To understand that anyone can create a website and therefore we should take steps to check the validity of websites.</p> <p>To understand what copyright is.</p> <p>To know the difference between ROM and RAM</p>	<p>To understand the importance of having a secure password and what "brute force hacking" is.</p> <p>To know that the first computers were created at Bletchley Park to crack the Enigma code to help the war effort in World War 2.</p>
<p>Programming</p>	<p>To know that being able to follow and give simple instructions is</p>	<p>To understand that an algorithm is when instructions are put in an exact order.</p>	<p>To understand what machine learning is and how that enables computers to make predictions.</p>	<p>To know that Scratch is a programming language and some of its basic functions.</p>	<p>To understand that a variable is a value that can change (depending on conditions) and</p>	<p>To know that a soundtrack is music for a film/video and that one way of composing these</p>	<p>To know that there are text-based programming languages such as Logo and Python.</p>

	<p>important in computing.</p> <p>To understand that it is important for instructions to be in the right order.</p> <p>To understand why a set of instructions may have gone wrong</p>	<p>To understand that decomposition means breaking a problem into manageable chunks and that it is important in computing.</p> <p>To know that we call errors in an algorithm 'bugs' and fixing these 'debugging'.</p> <p>To understand the basic functions of a Bee-Bot.</p> <p>To know that you can use a camera/tablet to make simple videos.</p> <p>To know that algorithms move a bee-bot accurately to a chosen destination.</p>	<p>To know that abstraction is the removing of unnecessary detail to help solve a problem.</p> <p>To know that coding is writing in a special language so that the computer understands what to do.</p> <p>To understand that the character in ScratchJr is controlled by the programming blocks.</p> <p>To know that you can write a program to create a musical instrument or tell a joke.</p>	<p>To understand how to use loops to improve programming.</p> <p>To understand how decomposition is used in programming.</p> <p>To understand that you can remix and adapt existing code.</p>	<p>know that you can create them in Scratch.</p> <p>To know what a conditional statement is in programming.</p> <p>To understand that pattern recognition means identifying patterns to help them work out how the code works.</p> <p>To understand that algorithms can be used for a number of purposes e.g. animation, games design etc.</p>	<p>is on programming software.</p> <p>To understand that using loops can make the process of writing music simpler and more effective.</p>	<p>To know that nested loops are loops inside of loops.</p>
Creating media		<p>To understand that holding the camera still and considering angles and light are important to take good pictures.</p> <p>To know that you can edit, crop and filter photographs.</p>		<p>To know that different types of camera shots can make my photos or videos look more effective.</p> <p>To know that I can edit photos and videos using film editing software.</p>		<p>To understand that stop motion animation is an animation filmed one frame at a time using models, and with tiny changes between each photograph.</p> <p>To know that decomposition of</p>	

		To know how to search safely for images online.		To understand that I can add transitions and text to my video.		<p>an idea is important when creating stop-motion animations.</p> <p>To know that editing is an important feature of making and improving a stop motion animation.</p>	
Data handling	<p>To know that sorting objects into various categories can help you locate information.</p> <p>To know that using yes/no questions to find an answer is a branching database.</p>		<p>To understand that you can enter simple data into a spreadsheet.</p> <p>To understand what steps you need to take to create an algorithm.</p> <p>To know what data to use to answer certain questions.</p> <p>To know that computers can be used to monitor supplies.</p>		<p>To know that computers can use different forms of input to sense the world around them so that they can record and respond to data. This is called 'sensor data'.</p> <p>To know that a weather machine is an automated machine that responds to sensor data.</p> <p>To understand that weather forecasters use specific language, expression and pre-prepared scripts to help create weather forecast films.</p>	<p>To know that Mars Rover is a motor vehicle that collects data from space by taking photos and examining samples of rock.</p> <p>To know what numbers using binary code look like and be able to identify how messages can be sent in this format.</p> <p>To know what simple operations can be used to calculate bit patterns.</p>	<p>To know that data contained within barcodes and QR codes can be used by computers.</p> <p>To know that Radio Frequency Identification (RFID) is a more private way of transmitting data.</p> <p>To know that data is often encrypted so that even if it is stolen it is not useful to the thief.</p>